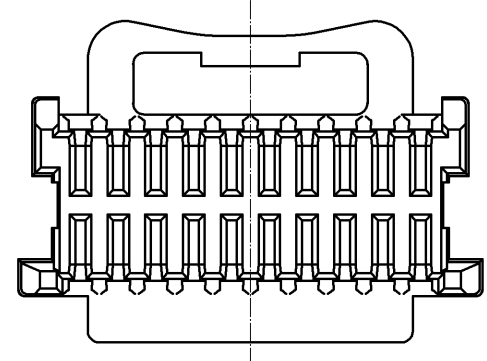
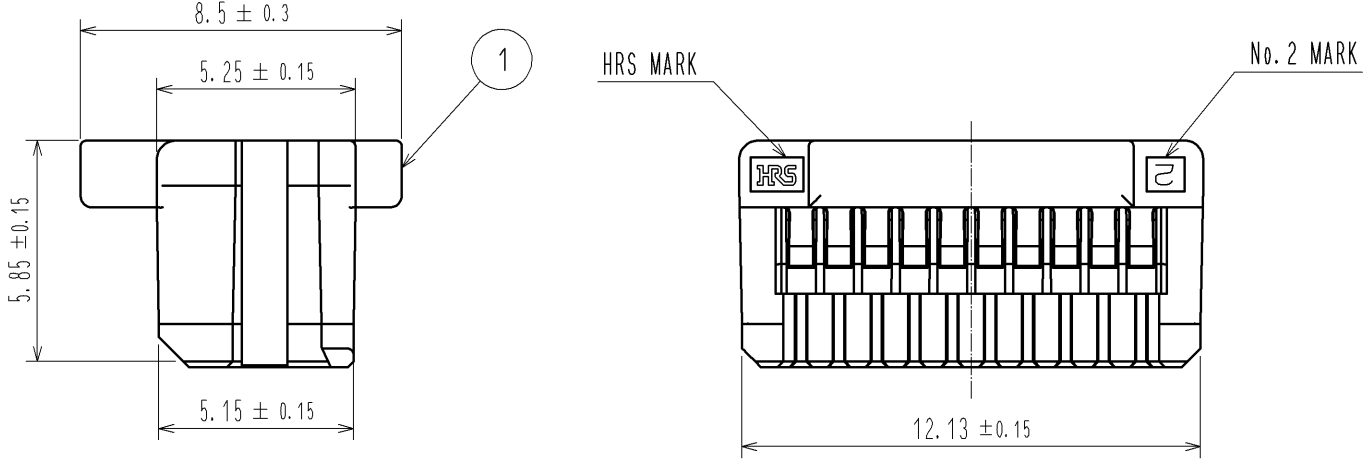
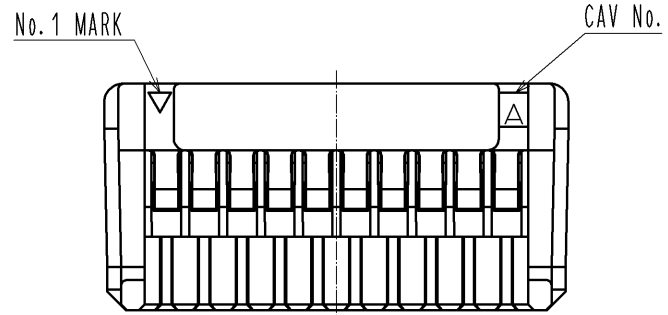
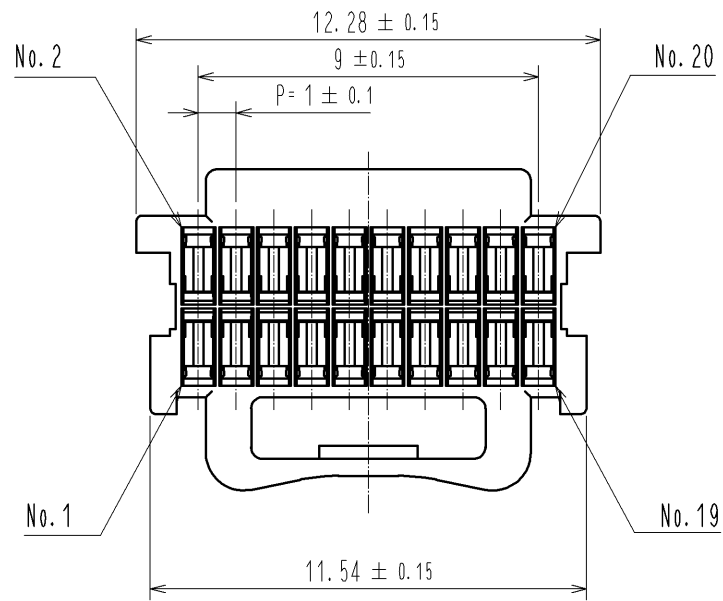


APPLICABLE STANDARD					
RATING	OPERATING TEMPERATURE RANGE	-35°C TO + 85°C (NOTE 1)	STORAGE TEMPERATURE RANGE	-10°C TO + 60°C (NOTE 3)	
	OPERATING HUMIDITY RANGE	20 % TO 80 % (NOTE 2)	STORAGE HUMIDITY RANGE	40 % TO 70 % (NOTE 3)	
	VOLTAGE	AC/DC 100V	APPLICABLE CONNECTOR	DF50-20DP-1V DF50-20DP-1H	
	CURRENT	AWG 28 : 1.0 A AWG 30 : 0.9 A AWG 32 : 0.7 A	APPLICABLE CONTACT	DF50-2830SCFA	
SPECIFICATIONS					
ITEM	TEST METHOD	REQUIREMENTS	QT	AT	
CONSTRUCTION					
GENERAL EXAMINATION	VISUALLY AND BY MEASURING INSTRUMENT.	ACCORDING TO DRAWING.	X	X	
MARKING	CONFIRMED VISUALLY.		X	X	
ELECTRIC CHARACTERISTICS					
INSULATION RESISTANCE	100V DC.	500MΩ MIN.	X	-	
VOLTAGE PROOF	300V AC FOR 1 min.	NO FLASHOVER OR BREAKDOWN.	X	-	
MECHANICAL CHARACTERISTICS					
VIBRATION	FREQUENCY 10 TO 55 Hz, SINGLE AMPLITUDE 0.75 mm, AT 10 CYCLES FOR EACH, FOR 3 DIRECTIONS.	NO DAMAGE, CRACK OR LOOSENESS OF PARTS.	X	-	
SHOCK	490 m/s ² DURATION OF PULSE 11 ms AT 3 TIMES FOR 3 DIRECTIONS.				
TENSILE STRENGTH	PULL A CABLE WITHOUT CRIMPING A JACKET.	AWG28 : 10N MIN AWG30 : 8N MIN			
ENVIRONMENTAL CHARACTERISTICS					
DAMP HEAT (STEADY STATE)	EXPOSED AT 40 ± 2 °C, 90 TO 95 %, 96 h.	① INSULATION RESISTANCE: 100MΩ MIN. ② NO DAMAGE, CRACK OR LOOSENESS OF PARTS.	X	-	
RAPID CHANGE OF TEMPERATURE	TEMPERATURE -55→+85°C TIME 30→ 30min. UNDER 5 CYCLES. (THE TRANSFERRING TIME OF THE TANK IS 2~3 min)	① INSULATION RESISTANCE: 500MΩ MIN. ② NO DAMAGE, CRACK OR LOOSENESS OF PARTS.	X	-	
REMARKS					
NOTE 1: INCLUDING THE TEMPERATURE RISE BY CURRENT.					
NOTE 2: NON-CONDENSING					
NOTE 3: APPLY TO THE CONDITION OF LONG TERM STORAGE FOR UNUSED PRODUCTS BEFORE PCB ON BOARD. AFTER PCB BOARD, OPERATING TEMPERATURE AND HUMIDITY RANGE IS APPLIED FOR INTERIM STORAGE DURING TRANSPORTATION					
Unless otherwise specifid , refer to JIS C 5402.					
	COUNT	DESCRIPTION OF REVISIONS	DESIGNED	CHECKED	DATE
					
			APPROVED	OM. MIYAMOTO	12. 01. 31
			CHECKED	OM. MIYAMOTO	12. 01. 31
			DESIGNED	TT. OHSAKO	12. 01. 31
			DRAWN	TT. OHSAKO	12. 01. 31
Note QT:Qualification Test AT:Assurance Test X:Applicable Test			DRAWING NO.	ELC4-339520-00	
	SPECIFICATION SHEET		PART NO.	DF50S-20DS-1C	
	HIROSE ELECTRIC CO., LTD.		CODE NO.	CL665-0020-2-00	 1/1



NOTE 1. 100 PIECES PER PACK

NO.		MATERIAL		FINISH . REMARKS		1	PBT	UL94V-0. WHITE
UNITS mm		SCALE 5 : 1		COUNT	DESCRIPTION OF REVISIONS	DESIGNED	CHECKED	DATE
HRS		HIROSE ELECTRIC CO., LTD.		△	DIS-H-006748	ST. SATO	HK. UMEHARA	12. 03. 29
APPROVED : OM. MIYAMOTO		12. 01. 31		DRAWING NO.		EDC3-339520-00		
CHECKED : OM. MIYAMOTO		12. 01. 31		PART NO.		DF50S-20DS-1C		
DESIGNED : TT. OHSAKO		12. 01. 31		CODE NO.		CL665-0020-2-00		
DRAWN : TT. OHSAKO		12. 01. 31				1/1		